



A global actor  
in energy transition

# Key figures



---

# Group profile

---

## Power

- p.2

## Natural gas

- p.4

## Energy efficiency

- p.6

## World presence

- p.8

## 2015 objectives

- p.10

## Timeline

- p.12

# 152,900

employees throughout the world, Inc. **58,200** in power and natural gas and **94,700** in energy services

# €74.7

billion in 2014 revenues


# €6-7

billion of net investment per year over 2014-2016

# 900

researchers and experts at **11** R&D centers

---



**ENGIE** develops its businesses (power, natural gas, energy services) around a model based on responsible growth to take on the major challenges of energy's transition to a low-carbon economy: access to sustainable energy, climate-change mitigation and adaptation, security of supply and the rational use of resources.

The Group provides homes, cities and businesses with highly efficient and innovative solutions largely based on its expertise in four key sectors: renewable energy, energy efficiency, liquefied natural gas and digital technology.



---

# Dependable and decarbonated power

---

## No.1

independent power producer in the world

## 115.3

gigawatts of installed power-production capacity


## 10.5

gigawatts of power-production capacity under construction

---

### Production-base energy sources

- 56.4% Natural gas
- 16.5% Renewable energy\*
- 14.9% Coal
- 5.2% Nuclear
- 7.0% Other



\* Excluding pumped-storage hydro facilities.



## Production

ENGIE operates close to **650** plants throughout the world which call upon available emission-free or carbon-light energy sources: natural gas, renewable energy (hydro power, biomass, wind power, solar, marine energy) and nuclear energy. In 2014, their total power output reached **470** terawatt-hours, i.e. the equivalent of France's total consumption. The Group commissioned **4.3** gigawatts of capacity in 2014.

## Supply

ENGIE sells electricity to millions of customers – homes, professionals, businesses and local authorities – with offers that combine efficiency, safety and reliability of supply. In France, the Group provides electricity to **2.2 million** retail customers.

## Energy trading

ENGIE is active in the main energy marketplaces across Europe, in the United States and in Singapore, providing industrial clients with comprehensive risk-management solutions while maximizing its facilities' power output as well as its gas-supply portfolio. In Europe, the Group traded more than **11,000** terawatt-hours of energy in 2014.

---

# Flexible and competitive natural gas

---

## No.1

natural-gas distribution network in Europe

## No.3

liquefied natural gas portfolio in the world

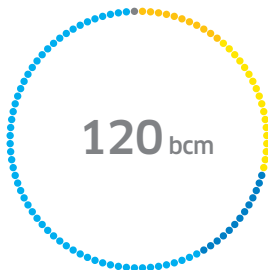
## 120

billion m<sup>3</sup> of natural gas supplied yearly

---

### Natural-gas end use in 2014

- 11% Gas to power (merchant)
- 18% Gas to power (PPA\*)
- 13% Regulated sales
- 57% Deregulated sales
- 1% Other



\* Power Purchase Agreements.

---

## Exploration & production

With **346** exploration or production licenses in **17** countries ENGIE produced **5.9 billion** m<sup>3</sup> of natural gas in 2014.

## Supply

Thanks to one of the world's most diversified supply portfolios, in 2014 ENGIE delivered a combined **120 billion** m<sup>3</sup> of natural gas, i.e. the equivalent of China's total consumption. Its fleet of **14** carriers transported **16.4 million** metric tons of LNG across the oceans to satisfy the growing needs of countries located far from gas fields.

## Transportation and distribution

ENGIE supplies millions of individual, industrial and tertiary-sector customers in Europe, North America, Latin America and Thailand. The Group operates the longest distribution network in Europe (**196,940** km), through which it supplied **24 billion** m<sup>3</sup> of natural gas in 2014, as well as the second-longest transportation network (**32,582** km).

## Sales and services

ENGIE sells natural gas across Europe, in North America and in Australia and has developed combined gas and electricity offers for the retail market as well as multi-energy and multi-site solutions tailored to the specific needs of the industrial sector. In France, the Group supplies natural gas to **9 million** homes.

---

# Digital-based energy efficiency

---

**No.1**

supplier of energy-efficiency services in the world

**230**

district cooling and heating networks operated in **12** countries

**140**

million m<sup>2</sup> managed in the tertiary sector

---

## Revenues in services in 2014

- 58% Services\*
- 39% Installation
- 3% Engineering



\* Maintenance, outsourcing, district energy.





## **Design**

Feasibility studies, front-end engineering, project management, contracting assistance, decommissioning services.

## **Installation & maintenance**

Electrical-installation solutions, air conditioning and refrigeration, information and communications systems, industrial maintenance.

## **Energy services**

Improvement of energy efficiency in buildings; production, operation and distribution of local and renewable energy (cogeneration units, industrial utilities, heating and cooling networks); facility management; urban-network management (mobility, public lighting).

## **Home services**

Consumption-rationalizing solutions based on renewable-energy use and thermal renovation of buildings, financial services for housing-insulation programs.

## **Smart city**

Development of interconnected networks featuring intelligent-sensor and smart-meter systems, consumption-monitoring digital technology, remote operating systems for power-generating facilities, solutions for reducing carbon footprints of buildings.

---

# Operations in 70 countries

---



---

## North America

**4,100** employees  
**€3.8bn** in 2014 revenues  
**13.1 GW\*** **0.1 GW\*\***

## Latin America

**5,450** employees  
**€4.3bn** in 2014 revenues  
**14.2 GW\*** **3.2 GW\*\***

## Europe

**136,600** employees  
**€58.7bn** in 2014 revenues  
**49.2 GW\*** **0.4 GW\*\***

## Africa

**150** employees  
**€0.4bn** in 2014 revenues  
**0.3 GW\*** **2.5 GW\*\***



### Asia

**2,550** employees  
**€5.4bn** in 2014 revenues  
**9.6 GW\*** **0.7 GW\*\***

### Middle East

**1,250** employees  
**€0.5bn** in 2014 revenues  
**25 GW\*** **3.6 GW\*\***

### Pacific

**2,800** employees  
**€1.5bn** in 2014 revenues  
**3.9 GW\***

\* Running capacity  
\*\* Capacity under construction

---

# Objectives by end 2015

---

## Climate

**-10%**

of carbon emissions per kilowatt-hour of power and heat generation from 2012 to 2020

## Renewable energy

**+50%**

of renewable capacity in the production base from 2009 to 2015

---

---

## Biodiversity

**100%**

of sensitive facilities in the European Union with an action plan

## Gender equality

**25%**

of women among managers

---

---

## Health and safety

Work-related accident frequency rate

<4

## Training

2/3

of employees undergoing training each year

---

---

## Employee shareholding

3%

of capital assets held by Group employee shareholders

---

---

# A centuries-old industrial heritage

---

- 1822** Société Générale des Pays-Bas
  - 1858** Compagnie Universelle du Canal Maritime de Suez
  - 1880** Société Lyonnaise des Eaux et de l'Éclairage
  - 1895** Compagnie Mutuelle de Tramways
  - 1946** Gaz de France
  - 1986** Tractebel
  - 1990** Electrabel
  - 1997** Suez Lyonnaise des Eaux
  - 2000** International Power
  - 2001** SUEZ
  - 2008** GDF SUEZ
  - 2009** Cofely
  - 2015** ENGIE
-

The present document was produced by an eco-responsible printer on paper of certified origin. It is available on the [engie.com](http://engie.com) website, where all Group publications can be viewed, downloaded or ordered.

Unless otherwise stated, all figures apply at December 31, 2014. They take into account 100% of the capacity of assets held by the Group regardless of the actual holding rate.

Published 05/2015.

Publisher and editor: ENGIE.

Design and production: Agence Marc Praquin.



1, place Samuel de Champlain  
92930 Paris La Défense – France  
Tel. +33 1 44 22 00 00

[engie.com](http://engie.com)

